

Hydrogen

LW351



drone

IN	OUT	CV
350 bar	3 bar	0.06

CV414-SC



gas cylinders & drones



RATING	OUT	CV
414 bar	N/A bar	0.06

AUTO438



vehicles

IN	OUT	CV
438 bar	20 bar	0.25

A875



vehicles

IN	OUT	CV
700 bar	30 bar	0.35 / 0.5

H875



vehicles

IN	OUT	CV
700 bar	100 bar	0.5

M875



vehicles

IN	OUT	CV
700 bar	60 bar	0.35 / 0.5

RF1034



refuelling

IN	OUT	CV
1034 bar	1034 bar	0.5 / 1.0

LW438



material handling

IN	OUT	CV
438 bar	20 bar	0.06

LW-TS414



mobility

IN	OUT	CV
414 bar	1 bar	0.06

BP301



electrolysers

RATING	OUT	CV
150 bar	150 bar	0.1

AVC/AVO690



isolation

IN	OUT	CV
690 bar	690 bar	0.8 / 2.0

AVC/AVO1034



isolation

IN	OUT	CV
1034 bar	1034 bar	0.8

Back Pressure

BP010



low-flow

RATING	OUT	CV
10 bar	5 bar	0.1

BP300



low-flow

RATING	OUT	CV
35 bar	20 bar	0.1

BP301



low-flow

RATING	OUT	CV
150 bar	150 bar	0.1

BP-LF2KH



low-flow

RATING	OUT	CV
2,068 bar	2,068 bar	0.1

BP-LF540



low-flow

RATING	OUT	CV
414 bar	414 bar	0.1

BP-LF690



low-flow

RATING	OUT	CV
550 bar	414 bar	0.1/0.02/0.06

BP-LF691



low-flow

RATING	OUT	CV
1034 bar	900 bar	0.1 / 0.02

BP-MF400



medium-flow

RATING	OUT	CV
10 bar	10 bar	3.0

BP-MF401



medium-flow

RATING	OUT	CV
400 bar	200 bar	3.0

BP-MF690 (05)



medium-flow

RATING	OUT	CV
550 bar	414 bar	0.5

BP-MF690 (15)



medium-flow

RATING	OUT	CV
690 bar	300 bar	1.5

BP-MF691 (05)



medium-flow

RATING	OUT	CV
690 bar	690 bar	0.5

KEY

- gas
- liquid

MANUFACTURER

PRESSURE TECH LTD

Units 1-2, Graphite Way, Glossop, UK, SK13 1QH

T +44 (0)1457 899 307

E sales@pressure-tech.com

W www.pressure-tech.com




08 MAY 2026

Product Overview

Analyser & Inst.

ACS101



auto-changeover

IN	OUT	CV
300 bar	20 bar	0.5

ACS240



auto-changeover

IN	OUT	CV
300 bar	10 bar	0.06

ACS310



auto-changeover

IN	OUT	CV
300 bar	20 bar	0.06

ACU310



auto-changeover

IN	OUT	CV
300 bar	20 bar	0.06

CYL310



cylinder assembly

IN	OUT	CV
414 bar	35 bar	0.06

CYL540



cylinder assembly

IN	OUT	CV
550 bar	414 bar	0.1

LF240



compact

IN	OUT	CV
414 bar	10 bar	0.06

LF310



low-flow

IN	OUT	CV
414 bar	35 bar	0.06/0.15

MINI300



low-flow

IN	OUT	CV
300 bar	100 bar	0.06

TS310



two-stage

IN	OUT	CV
414 bar	25 bar	0.06

TS311



two-stage

IN	OUT	CV
414 bar	20 bar	0.06

XHM410



heated manifold

IN	OUT	CV
300 bar	N/A	N/A

XHS410



single heated

IN	OUT	CV
414 bar	35 bar	0.06

XHS411



single heated

IN	OUT	CV
414 bar	150 bar	0.06

XHR310



electric heated

IN	OUT	CV
414 bar	35 bar	0.06

XHR310



steam heated

IN	OUT	CV
414 bar	35 bar	0.06

XHR311




electric heated

IN	OUT	CV
414 bar	150 bar	0.06

Speciality Gas

SGA



semi-auto changeover

IN	OUT	CV
300 bar	50 bar	0.1

SGC



cylinder regulator

IN	OUT	CV
300 bar	50 bar	0.1

SGL



line regulator

IN	OUT	CV
300 bar	50 bar	0.1

SGM



manual changeover

IN	OUT	CV
300 bar	50 bar	0.1

SGP



point-of-use

IN	OUT	CV
50 bar	14 bar	0.1

KEY

- gas
- liquid

Low-Flow

LF311	LF540	LF792
		
IN 414 bar OUT 180 bar CV 0.06	IN 690 bar OUT 414 bar CV 0.1	IN 1034 bar OUT 1034 bar CV 0.1 / 0.3 / 0.05

Hydraulic

LGC690	MF414H	HYD690
		
IN 414 bar OUT 20 bar CV 0.3	IN 414 bar OUT 414 bar CV 2.0	IN 690 bar OUT 690 bar CV 0.06

Medium-Flow

MF101	MF230	MF231	MF210	HYD691	LF690	DF1034	LF691
							
IN 414 bar OUT 40 bar CV 0.5	IN 230 bar OUT 10 bar CV 1.0	IN 230 bar OUT 100 bar CV 1.0	IN 40 bar OUT 10 bar CV 1.8	IN 690 bar OUT 690 bar CV 0.06	IN 690 bar OUT 690 bar CV 0.05 / 0.1 / 0.3	IN 1380 bar OUT 1380 bar CV 1.5 & 0.06	IN 1380 bar OUT 1380 bar CV 0.05 / 0.1 / 0.3










Diving

MF301	MF400	MF401	MF414	BIBS100	LF310	LF540
						
IN 300 bar OUT 300 bar CV 2.0	IN 400 bar OUT 10 bar CV 2.0	IN 400 bar OUT 400 bar CV 2.0	IN 414 bar OUT 414 bar CV 2.0	RATING 50 bar OUT 30 bar CV 2.0	IN 414 bar OUT 35 bar CV 0.06 / 0.15	IN 690 bar OUT 414 bar CV 0.1

High-Flow

HF211	HF250	HF251	MF101D	MF300T	MF301D
					
IN 210 bar OUT 200 bar CV 13.0	IN 250 bar OUT 10 bar CV 7.0	IN 250 bar OUT 200 bar CV 7.0	IN 300 bar OUT 40 bar CV 0.5	IN 300 bar OUT 25 bar CV 2.0	IN 300 bar OUT 300 bar CV 2.0

Subsea

HF300	HF301	HF600	SS-BP400	SS-COM301	SS231	SS414	SS690	SS691
								
IN 300 bar OUT 10 bar CV 4.0	IN 300 bar OUT 300 bar CV 4.0 bar	IN 600 bar OUT 600 bar CV 7.0 bar	IN 400 bar OUT 10 bar CV 2.0	IN 300 bar OUT 50 bar CV 0.5	IN 230 bar OUT 35 bar CV 1.0	IN 414 bar OUT 250 bar CV 2.0	IN 690 bar OUT 690 bar CV 0.1	IN 1034 bar OUT 690 bar CV 0.1

KEY

- gas
- liquid

KEY

- gas
- liquid